



## Session 3

# Going visual in a virtual world –

how visualization is bringing greater engagement to evaluation discussions.

# What do you wish to learn from this session?

Lessons on  
conducting  
online visual  
sessions

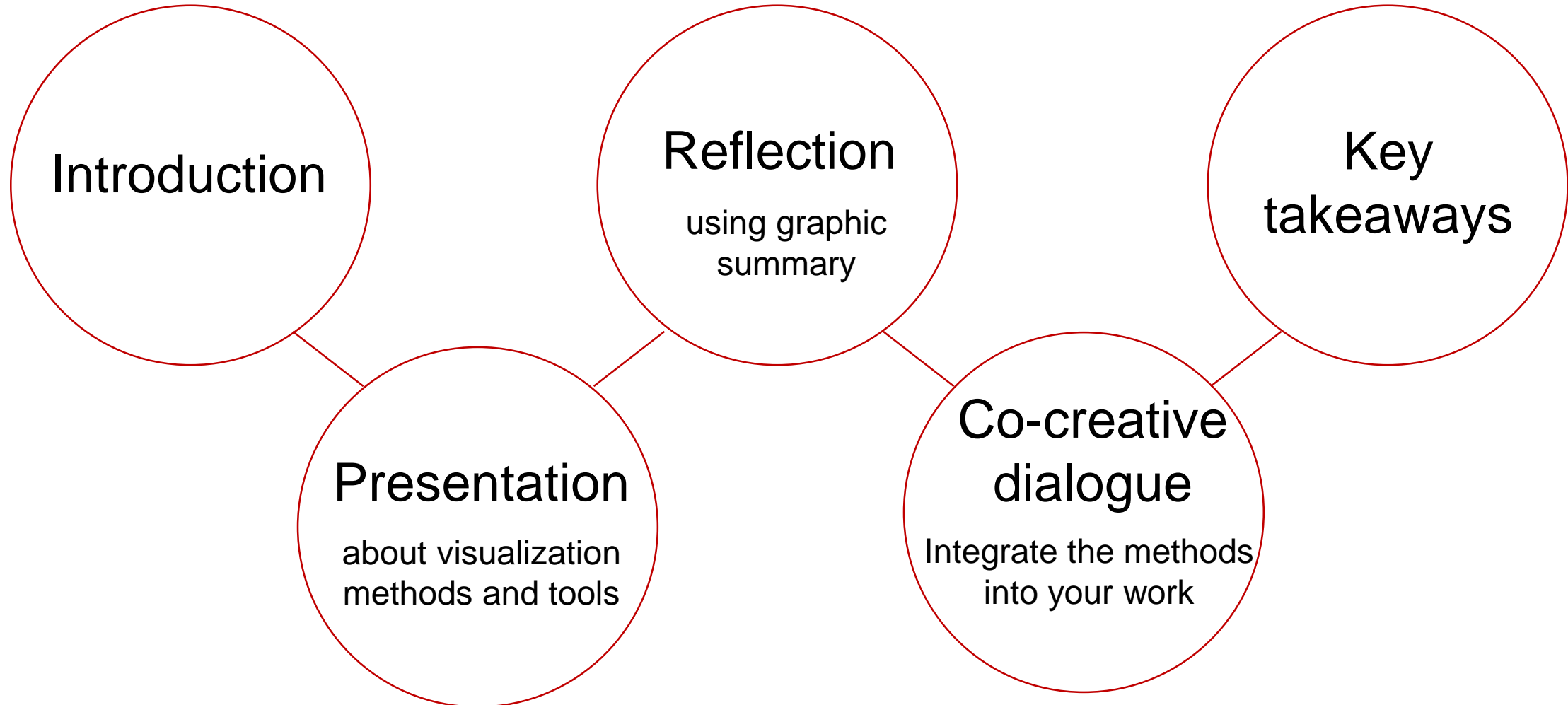
How to integrate visualization methods  
into my work

Online  
collaboration  
tools / methods

Clients/users/beneficiaries  
can use and master easily  
to provide input into  
evaluations



In this 40 min...



# Going visual in a virtual world – how visualization is bringing greater engagement to evaluation discussions.

**Picturing innovation in Bangladesh, Laos and Myanmar.**

**Yumiko Kanemitsu,**

Regional Evaluation Officer, WFP Regional Bureau for Asia and the Pacific

**Keisuke Taketani,**

Graphic Facilitator

**gLOCAL evaluation week 2020, 4<sup>th</sup> June**

# The problems of evaluation

---



Finely distilled?



Easily digestible?



Widely disseminated?

# Today, we are going to talk about




What is EvaluVision?



Case:  
On-line EvaluVision  
in Myanmar



Tools and  
Techniques and  
how we can  
make it better?



**Evaluation  
Facilitation + Visual  
Thinking**

# Benefits of EvaluVision

## Engagement and collaboration



## Big Picture



## Solution Focus

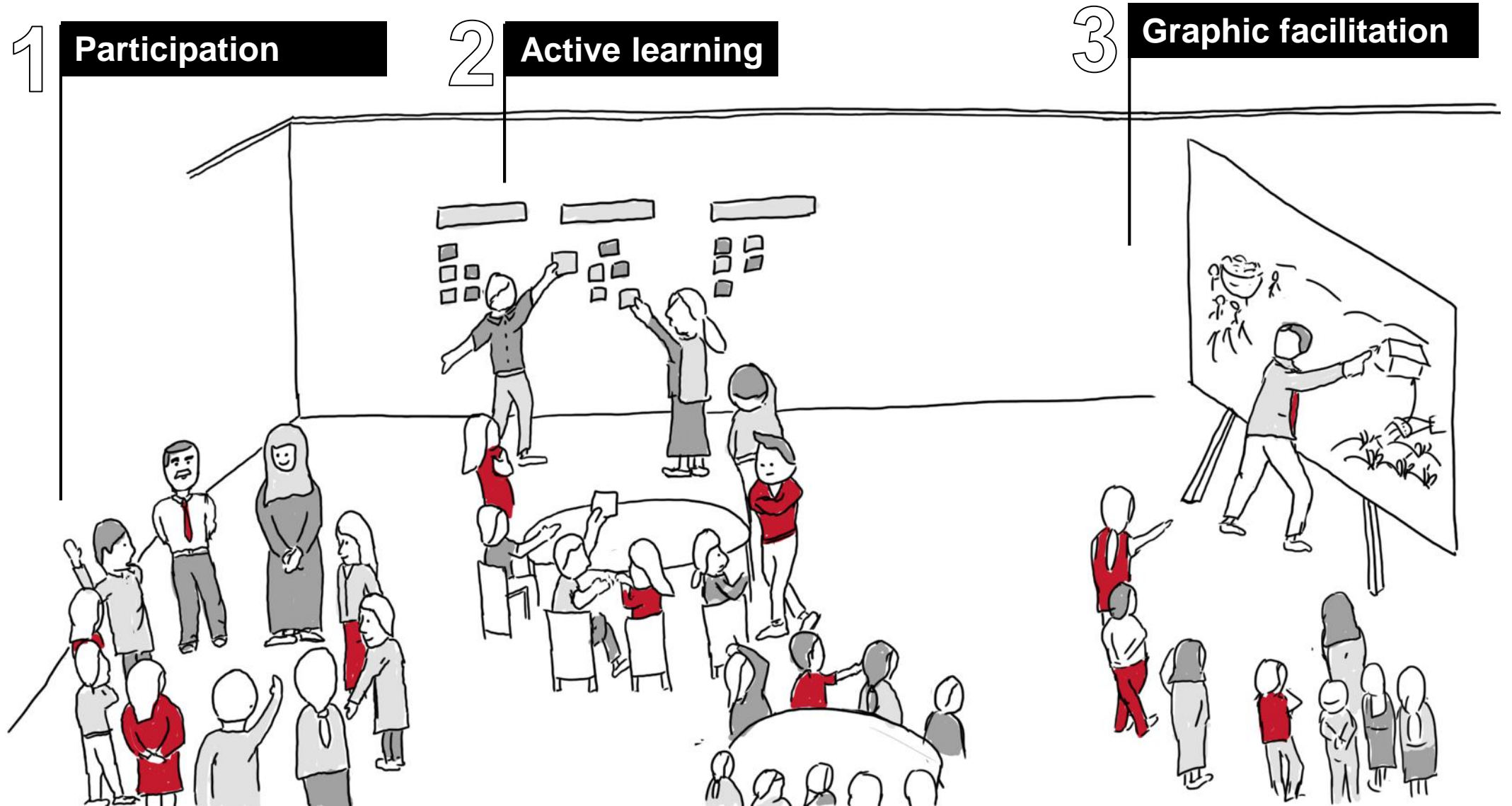


## Communication





# The Three Pillars of **Evaluvision**



# 3 cases of EvaluVision



**Bangladesh**



**Lao PDR**



**Myanmar**

**CASE  
FOR  
TODAY**





## Visual Thinking Evaluation Validation Workshop of Relief Food and Cash Assistance to Conflict-affected people in Kachin and Northern Shan

### Purpose

- to understand the key findings of evaluation through a presentation and graphic summary
- discuss and validate the key findings
- identify and prioritize next steps which will feed into management response

### Participants

WFP staff Main office, sub-office, work from home

# Online Collaboration Tools

---



miro



Jamboard



## List of online collaboration tools

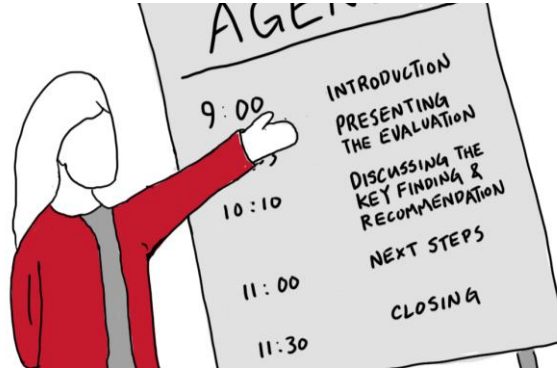
Tools	Description	Pro	Con	Pricing
<b>Mural</b> www.mural.co	digital workspace for visual collaboration	Mural is a powerful collaboration tool. A "virtual whiteboard" doing any collaborative decision making, design thinking, with remote teams. Mural is faster than Miro	Getting the hang of controls especially if you are using on a computer (mouse vs trackpad controls are a bit different).	\$12.00 per month, per user. (billed annually) \$16.00 per month (billed monthly); with free trial
<b>Miro</b> miro.com/	Online Collaborative Whiteboard Platform	Miro has unlimited canvas (3 canvas with free version)	The history of changes isn't that easy to track - who did what and when, who's put this element? when? what was added? etc	\$8 Per member/month billed annually, \$10 per member/month billed monthly; with free version
<b>Mentimeter</b> www.mentimeter.com	Interactive presentation software	very good in real time voting	Limited function beyond presentation slide decks and voting	Free; \$9.99 /month Billed annually, excl. tax.per user for All the essentials for interactive presentations; \$24.99 /month Billed annually, excl. tax. per user, everything unlimited
<b>Linoit</b> en.linoit.com	Sticky and Photo Sharing	User friendliness with minimal user interfeace. free, no instruction needed on how to use. No login required for users. Only facilitator needs to have an account.	Delay in displaying the notes.	Free
<b>Creately</b> creately.com	Chart, Diagram & Visual Canvas Software	User friendly interface to select the type of diagram you wanted and the ease of use (Drag & Drop).	Very rarely the application throws run time error	Free for 5 public documents; Personal: \$4/month (Billed annually); Team: \$12/month (Billed annually)
<b>Google Jamboard</b> jamboard.google.com	Interactive business whiteboard	free, easy to use with basic tools.	Unless you buy google hardware called jamboard, this tool itself doesn't compete with others. And Jamboard costs \$5000	Free
<b>Stormboard</b> stormboard.com	Digital visual workspace	It enables large groups of training participants to co-create Q&A or process descriptions in real time. Participants learn how to use it quickly and can focus on the exercise, not the tool.	With more than 20 parallell users in the same Storm, the software sometimes gets a bit slow.	Free for teams of 5 or less; For small-to-medium sized teams: \$10.00* monthly per sure; Enterprise: \$16.67 per user monthly

# Techniques

---



**Good preparation**



**Concise**



**Concentration**


# How can we make it better?



**On-line  
Facilitation  
skills**



**Engage  
communities?**



**Measure  
effectiveness**