



Uganda's Voluntary National Review 2024: progress in use of evidence, challenges and lessons, focus on SDG2



Webinar on Uganda's VNR and SDG 2

Pascal Byarugaba
SDG Secretariat
Office of the Prime Minister



June 11, 2024



Presentation Outline

Background

Uganda's 3rd VNR report

Data Processes for SDGs

Conclusion

SUSTAINABLE
DEVELOPMENT
GOALS





Background



SDGs in Summary

17

GOALS

169

Targets

231

Global Indicators

201

Indicators applicable to
Uganda

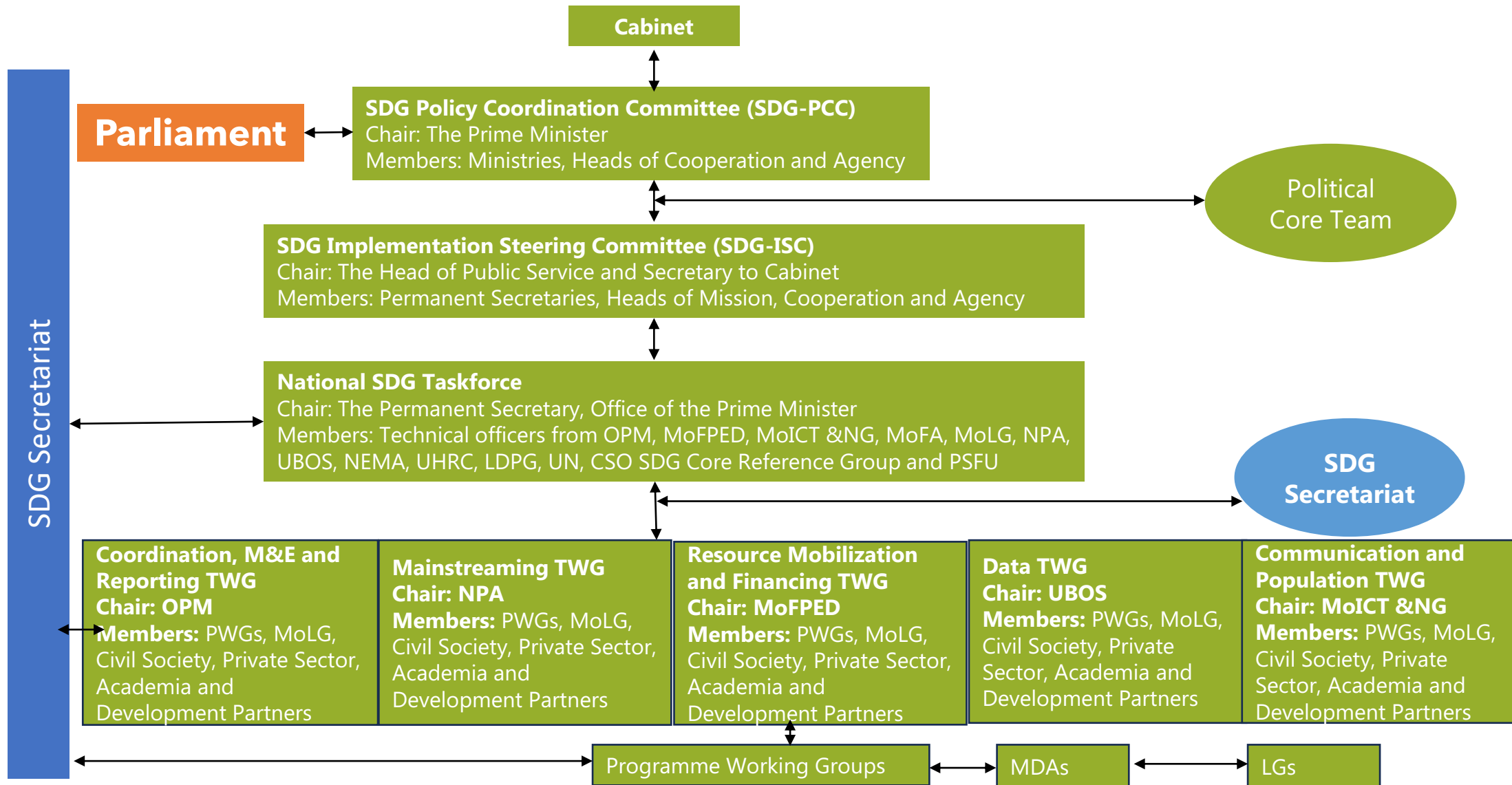
127

Indicators with Data

SUSTAINABLE
DEVELOPMENT
GOALS



SDG Coordination Framework





Uganda's SDGs Progress

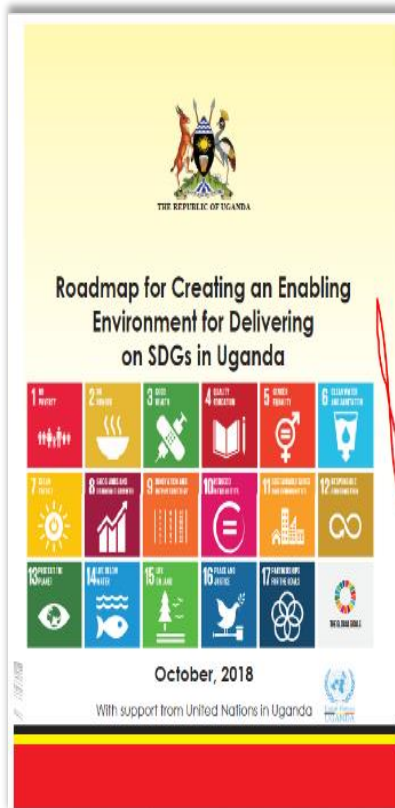


Establishment of
Coordination
framework in 2015


**Gov't
Coordination
framework
established**

**SDG TWGs
Five (5) Working
Groups**

**First Road Map
Launched in 2018**



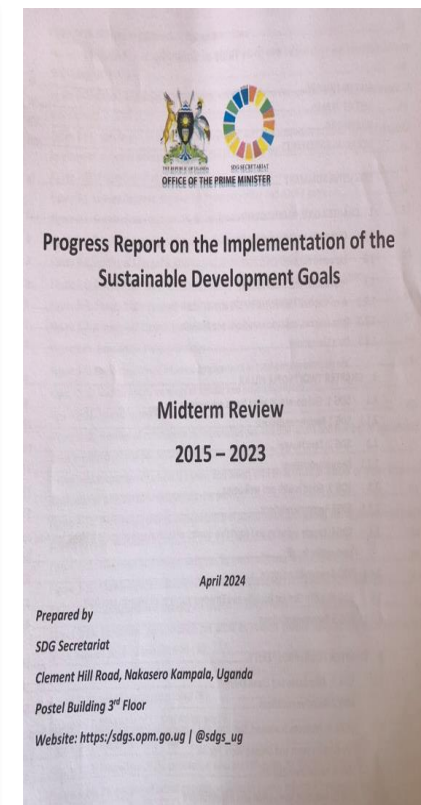
**Second Road Map
Launched 20/21 24/25**



**First SDG Progress
Report 2021/2022**



**1st SDG Mid Term
Progress Report**



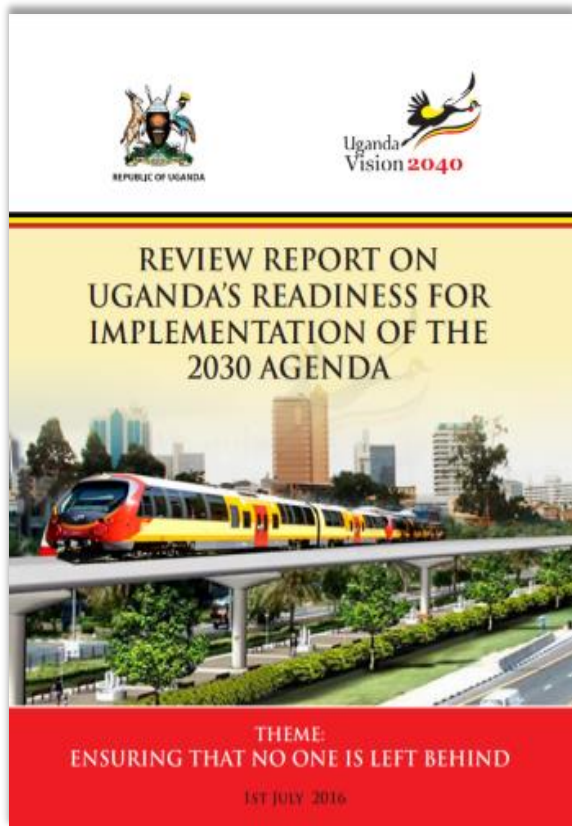


Uganda's SDGs Progress

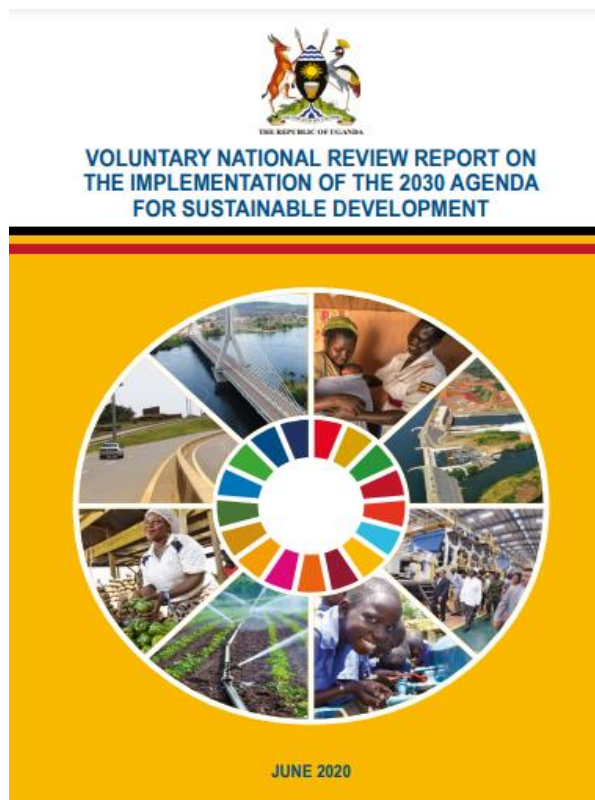


VOLUNTARY NATIONAL REVIEWS

First VNR presented 2016



2nd VNR presented IN 2020:



3Rd VNR to be presented in 2024

Uganda
3Rd
VNR
Report
2024

Piloted the first VLR in Ngora DLG IN 2019

Uganda was among the first 4 Countries in Africa to adopt the VLR approach

SUSTAINABLE
DEVELOPMENT
GOALS





High-Level Political Forum 2024 and the Voluntary National Review (VNR)

SUSTAINABLE
DEVELOPMENT
GOALS



Preparations & VNR Road Map



Sept-Oct 2023

- Confirmation of VNR presentation
- Development of VNR Roadmap
- Constituting a VNR Advisory team
- Recruitment of a consultant to support drafting the VNR

Nov/23- Jan 2024

- Completion of SDG progress report to feed into VNR
- Informing key MDAs about VNR

Feb-April 2024

- First draft VNR report
- Stakeholder consultations (Parliament, CSOs, UN, Special Groups)
- Participate in the Africa Regional Forum on SDGs (April 2024)
- **Submission of the Kye VR Messages, April 24, 2024**
- Validation meetings for the VNR report

May - June 2024

- Meeting with Permanent Secretaries
- Submission of the report to Cabinet and Parliament
- Submission of the VNR report on June 14, 2024 , VNR video on June 22nd 2024
- Hold the 3rd SDG Conference
- Convene preparatory meetings

July 2024

- Convene preparatory meetings of the delegation to the HLPF 2024
- Present the VNR at the HLPF



Key Stakeholders Consulted during the VNR



- Government Ministries Departments and Agencies, Local Governments
- Parliament through Parliamentary Forum for SDGs
- Inter Religious Council of Uganda
- Private Sector
- United Nations
- CSO through the Uganda NGO Forum
- Young people
- Special Groups (person with Disabilities, women, ethnic minorities)
- General Public

SUSTAINABLE
DEVELOPMENT
GOALS





Uganda VNR E-platform: <https://ugandavn.com/>



Quote: Assessing Uganda's progress on SDG 2, "Zero Hunger," involves examining factors such as food security, agricultural productivity, nutrition, and access to safe and nutritious food. Uganda faces challenges related to food insecurity, including fluctuations in agricultural production, limited access to inputs and markets, and vulnerability to climate change. Efforts to address these challenges include promoting sustainable agriculture, improving rural infrastructure, enhancing market access for smallholder farmers, and implementing nutrition programs. However, achieving zero hunger requires sustained commitment, investment, and collaboration across sectors to ensure food security and improved nutritional outcomes for all Ugandans.

A female respondent from academia in Bushenyi



Data Processes for SDGs: Contextualising the SDG Indicators



**SUSTAINABLE
DEVELOPMENT
GOALS**



SDG	Data Available	Tier I indicators	Tier II indicators	Tier III indicators	Total Indicator for Uganda by Goal
SDG One	2	3	8	3	14
SDG Two	2	8	5	0	13
SDG Three	8	24	1	1	26
SDG Four	1	2	6	3	11
SDG Five	6	4	8	0	12
SDG Six	2	6	5	0	11
SDG Seven	3	4	0	1	5
SDG Eight	6	8	8	1	17
SDG Nine	3	9	3	0	12
SDG Ten	0	1	7	1	9
SDG Eleven	0	2	7	3	12
SDG Twelve	0	1	2	6	9
SDG Thirteen	0	0	2	1	3
SDG Forteen	0	1	1	1	3
SDG Fifteen	1	6	3	3	12
SDG Sixteen	8	5	15	1	21



Data Processes for SDGs : Update of the SDG Indicator matrix



Code	SDG Indicator	Source	Disaggregation	Unit of Measure	2015	2016	2017	2018	2019	2020	2021	2022
2.1.1	Prevalence of undernourishment indigenous status											
2.1.2	Prevalence of moderate food insecurity in the population, based on the Food Insecurity Experience Scale (FIES)	UNPS	Total	Percent	37							
	Prevalence of severe food insecurity in the population, based on the Food Insecurity Experience Scale (FIES)	UNPS	Total	Percent	8							
2.2.1	Proportion of children moderately or severely stunted	UDHS	Male	Percent		30.9						
			Female			26.9						
			Total			28.9						24.4
2.2.2	Proportion of children moderately or severely wasted [2.2.2]	UDHS	Male	Percent		4.1						
			Female			3						
			Total			3.5						3.2
	Proportion of children moderately or severely overweight [2.2.2]	UDHS	Male			4.9						
			Female			2.6						
			Total			3.7						3.4
2.2.3	Proportion of women aged 15-49 years with anaemia [2.2.3]	UDHS	Total			31.7						
	Proportion of women aged 15-49 years with anaemia, non-pregnant [2.2.3]		Not Pregnant but with anaemia			29.9						
	Proportion of women aged 15-49 years with anaemia, pregnant [2.2.3]		Pregnant with anaemia			39.2						
2.3.1	Volume of production per labour unit by classes of farming/pastoral/forestry enterprise size	AAS	per unit of labour by enterprise size (small scale)	Uganda Shillings					7,691			
	Volume of production per labour unit by classes of farming/pastoral/forestry enterprise size	AAS	per unit of labour by enterprise size (large scale)	Uganda Shillings					13,524			
	Volume of production per labour unit by classes of farming/pastoral/forestry enterprise size	AAS	total (all farmers)	Uganda Shillings					10,401			



Uganda's Progress on data

2015 - 2018

41

SDG INDICATORS
WITH DATA

2019

92

SDG INDICATORS
WITH DATA

2022

121

SDG INDICATORS
WITH DATA

2024

127

SDG INDICATORS
WITH DATA

SUSTAINABLE
DEVELOPMENT
GOALS





2 ZERO HUNGER 		Moderately Improving	SDG Goal 2, “Ending Hunger by 2030”. This goal is aiming at ending hunger, achieve food security and improved nutrition and promote sustainable agriculture.										
14 Global Indicators 10 Indicators with Data Points	On Track		Moderately Improving	Stagnating	Decreasing	No data							
	2		2	6	0	4							
	2.2.2, 2.5.2		2.2.1, 2.5.1	2.1.2, 2.3.1, 2.3.2, 2.a.1, 2.a.2, 2.2.3		2.1.1, 2.4.1, 2.b.1, 2.c.1							
Code	SDG Indicator		Source	Disaggregation	Unit of Measure	2015	2016	2017	2018	2019	2020	2021	2022
2.2.1	Proportion of children moderately or severely stunted		UDHS	Male	Percent		30.9						
				Female			26.9						
				Total			28.9						24.4
2.2.2	Proportion of children moderately or severely wasted [2.2.2]		UDHS	Male	Percent		4.1						
				Female			3						
				Total			3.5						3.2
	Proportion of children moderately or severely overweight [2.2.2]		UDHS	Male	Percent		4.9						
				Female			2.6						
				Total			3.7						3.4
2.5.1	Number of local breeds for which sufficient genetic resources that are stored for reconstitution [2.5.1]		NAGRIC Administrative data	Total	Number	6	6	6	6	6	7		
	Plant genetic resources accession stored ex situ [2.5.1]		NAGRIC Administrative data	Total	Number	515	255	362	520	11	296		
2.5.2	Proportion of local breeds classified as being at risk of extinction as a share of local breeds with known level of extinction risk [2.5.2]		NAGRIC	Total	Number	0	0	0	0	0	0		
2.a.1	Agriculture value added share of GDP [2.a.1]		GFS	Total	Percent	21.9	24.2	22.9	22.9	23.6	24.8	23.4	
	Agriculture orientation index for government expenditures [2.a.1]		GFS	Total	Index	0.17	0.16	0.22	0.16	0.16			

SDG Summit 2023 and Uganda's Commitments



SDG Summit



SDG Commitments

1. Accelerating Leave No One Behind Agenda through the inclusive Parish Development Model Implementation
2. Accelerate inclusive actions for Trade financing and Climate-Smart investments;
3. Accelerate inclusive actions to leverage Science, Technology and Innovation;
4. Accelerating inclusive economic and social development through climate change adaptation and mitigation
5. Accelerate efforts to harness the full potential of data to improve the lives of all Ugandans
6. Accelerate strengthening SDG coordination and service delivery mechanisms.

Pathways for implementing commitments

- (i) Strong linkage of the commitments into the NDP IV
- (ii) Enhancing national and local financing
- (iii) Strengthening partnerships for SDG localization and citizen participation, and
- (iv) Strengthening monitoring and reporting

Conclusion and Next Steps



SUSTAINABLE
DEVELOPMENT
GOALS

- **Uganda's VNR report has been developed through a consultative process and deeper analysis for each SDG**
- **There is planned thematic analysis of SDGs including SDG 2 to generate knowledge and evidence on interlinkages and to facilitate policy reviews and accelerated actions and attainment of SDG 2 targets**





SUSTAINABLE
DEVELOPMENT
GOALS



THANK YOU

<https://sdgs.opm.go.ug>

